



Caledonian

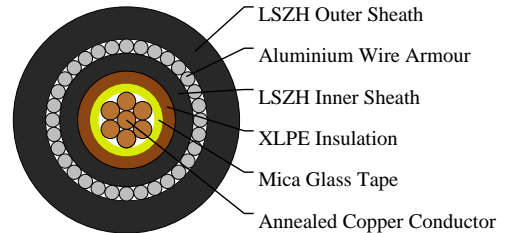

FIREFLIX Fire Resistant Power & Control Cables

www.caledonian-cables.com

marketing@caledonian-cables.com

600/1000V Mica+XLPE Insulated, LSZH Sheathed,Armoured Power Cables to IEC 60502-1 (1C6)

FFX300 1mRZ1MAZ1-R (CU/MGT+XLPE/LSZH/AWA/LSZH 600/1000V Class 2)



APPLICATIONS

The cables are mainly used in power stations, mass transit underground passenger systems, airports, petrochemical plants, hotels, hospitals and high-rise buildings

STANDARDS

Basic design adapted from IEC 60502-1

FIRE PERFORMANCE

Circuit Integrity	IEC 60331-21; BS 6387; BS 8491
Flame Retardance (Single vertical wire or cable test)	IEC 60332-1-2; EN 60332-1-2
Reduced Fire Propagation (Vertically-mounted bundled wires & cables test)	IEC 60332-3-24; EN 60332-3-24
Halogen Free	IEC 60754-1; EN 50267-2-1
No Corrosive Gas Emission	IEC 60754-2; EN 50267-2-2
Minimum Smoke Emission	IEC 61034-2; EN 61034-2

VOLTAGE RATING

600/1000V

CABLE CONSTRUCTION

Conductor: The conductors shall be class 2 plain or metal-coated annealed copper in accordance with IEC60228. Class 1 and class 5 conductor can be offered as option.

Fire Barrier: Mica glass tape.

Insulation: Thermosetting XLPE compound as per IEC 60502-1.

Inner Covering Option: Thermoplastic halogen free compound ST8 as per IEC 60502-1.

Armouring: Aluminium wire.

Outer Sheath: Thermoplastic halogen free compound ST8 as per IEC 60502-1.

Outer Sheath Option: UV resistance, hydrocarbon resistance, oil resistance, anti-rodent and anti-termite properties can be offered as option.

COLOUR CODE



Caledonian

FIREFLIX Fire Resistant Power & Control Cables

www.caledonian-cables.com

marketing@caledonian-cables.com

Insulation Colour:Brown or blue; other colours can be offered upon request.

Sheath Colour:Black; other colours can be offered upon request.

PHYSICAL AND THERMAL PROPERTIES

Maximum temperature range during operation:90°C

Maximum short circuit temperature (5 Seconds):250°C

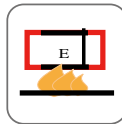
Minimum bending radius: 6 × Overall Diameter

DIMENSION AND PARAMETERS

No. of Cores × Cross-sectional Area	Conductor Class	Nominal Insulation Thickness	Nominal Thickness of Inner Covering	Nominal Sheath Thickness	Nominal Aluminum Wire Armour Diameter	Approx. Overall Diameter	Approx. Weight
No.×mm ²		mm	mm	mm	mm	mm	kg/km
1x6	2	0.7	1.0	1.8	0.8	12.7	238



Rated voltage




Circuit Integrity
IEC 60331-21/BS6387/BS 8491



Flame Retardancy
BS EN/IEC 60332-1-2



Flame Retardancy
BS EN/IEC 60332-3-24



Halogen Free
IEC 60754-1



IEC60502-1



Low Corrosivity
IEC 60754-2



Low Smoke Emission
IEC 61034-2